


THOMSON PHARMA[®] PARTNERING FORECAST

CREDIBLE DATA FOR CREATING QUALITY SALES FORECASTS



WHO CAN BENEFIT

- Corporate and business development professionals
- Merger & acquisitions groups
- Market analytics and forecasting specialists
- Portfolio management groups
- Venture capitalists and other investors
- Business development and licensing consultants
- Biotech executives

WHERE YOU CAN USE IT

- Compare the drug you are evaluating to those it will compete with
- Evaluate drug summaries, partnering and development history, upcoming events likely to affect approval, and numerical ratings on likelihood of approval
- Review both consensus analyst market forecasts and transparent, patient-based forecasts for drugs that will compete with yours
- Download patient-based forecasts and factor in your assumptions

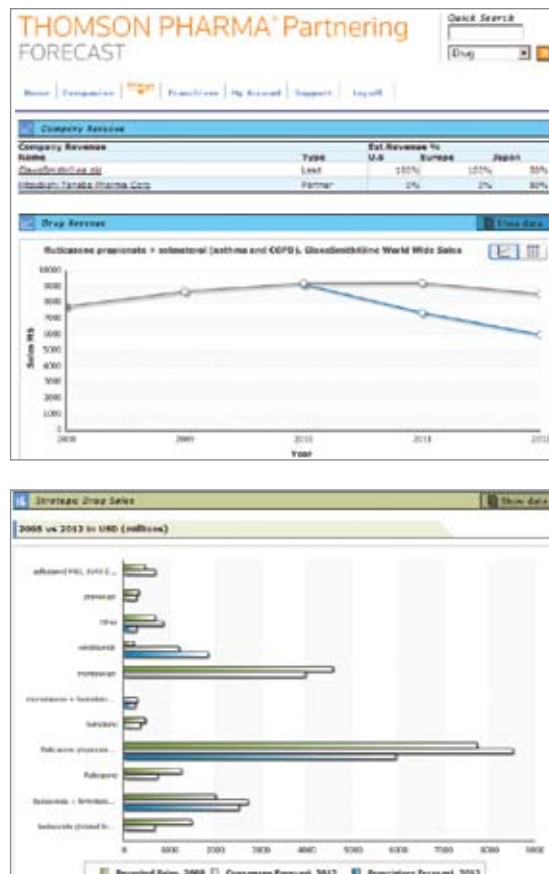
EASILY ACCESS AND COMPARE CREDIBLE FORECASTS AND OTHER MARKET INTELLIGENCE ON NEW DRUGS

Predicting the commercial potential of a drug is difficult and time consuming if you don't have the data to support your assumptions. When these data are spread among multiple sources, your task can be time consuming at best, and impossible at worst.

Thomson Pharma Partnering Forecast gives you the most accurate available method of assessing the sales potential of new drugs by integrating and summarizing multiple perspectives on drugs that will compete with yours.

For each franchise, *Thomson Pharma Partnering Forecast* enables you to compare the most significant candidates in the development pipeline and the key drugs that have reached the market. It provides a consensus of analyst forecasts for pipeline and marketed drugs, and downloadable, patient-based revenue models for drugs in over 100 indications, providing transparent assumptions on incidence and prevalence, eligible numbers of patients, estimated timing of approval, pricing, and market share within the indication.

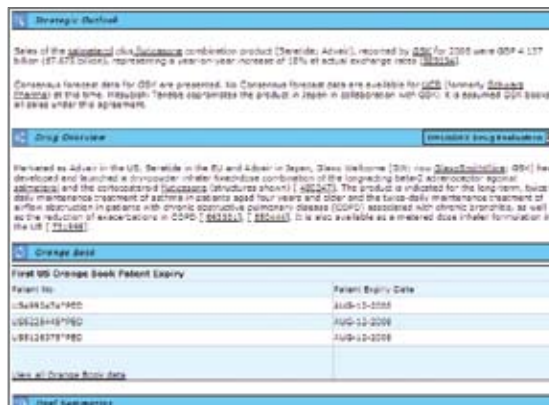
You can search by drug, franchise or company. More than 3,000 drugs are currently monitored, with more coming into the database every day.



DRUG SUMMARIES FROM THE INDUSTRY'S LEADING PIPELINE DATABASE


By the time a drug enters the clinic, the Thomson Reuters editorial team has been monitoring its scientific, licensing and development history for many years in the industry's leading pipeline database, Thomson Pharma®.

Each drug tracked in Thomson Pharma Partnering Forecast includes a summary overview, and strategic drugs include a comprehensive summary. Those who also subscribe to Thomson Pharma® Partnering Pipeline can access the full drug report, giving you the background information you need to accurately assess the competitive landscape surrounding it.



EASILY COMPARE DRUGS IN A FRANCHISE WITH CHARTS AND GRAPHS

Thomson Pharma Partnering Forecast groups drugs according to their competitive franchise. Choosing the franchise in which your drug will compete—such as ACE inhibitors, Hepatitis C therapies, immunomodulators, GLP-1 analogs—you will find a number of charts and graphs summarizing the relative importance of the key drugs in that franchise. You can then drill down to the details on any drug in the franchise, and assess the position of the drug you are evaluating.



EVALUATE DRUGS QUICKLY USING LIKELIHOOD-OF-APPROVAL ESTIMATES

When you need an in-depth assessment of a single drug, you can use Thomson Pharma Partnering Forecast to explore its full scientific and business details. If all you need is a quick assessment of a number of drugs, the likelihood of approval estimates can save time and effort.

For each clinical-stage drug, analysts focused exclusively on the pharmaceutical industry give you a head start on quantifying its likelihood of approval. They appraise the scientific, clinical and regulatory catalysts that will affect its progress, and assign and regularly update a likelihood-of-approval score. The ratings are scored against industry averages for each clinical stage of development.

GAIN PERSPECTIVES FROM BOTH MARKET AND PATIENT BASED FORECASTS

Thomson Pharma Partnering Forecast contains a combination of consensus analyst market forecasts and patient-based revenue models with transparent assumptions. A dedicated industry research team creates these models for leading drugs across more than 100 indications.

This unique combination of perspectives gives you more points of comparison when building your own forecasts.

REVENUE MODELS YOU CAN DOWNLOAD AND FINE-TUNE

Thomson Pharma Partnering Forecast goes beyond mere benchmarking. You can download the revenue models and assumptions into Microsoft® Excel, where you can edit the assumptions and fine-tune the forecast for your own drugs.

go.thomsonreuters.com/forecast

Science Head Offices

Americas
Philadelphia +1 800 336 4474
+1 215 386 0100

Europe, Middle East and Africa
London +44 20 7433 4000

Asia Pacific
Singapore +65 6411 6888
Tokyo +81 3 5218 6500

For a complete office list visit:
scientific.thomsonreuters.com/contact

PH0907146a

Copyright © 2009 Thomson Reuters

Catalysts, Likelihood of Approvals and Proprietary Revenue Forecasts provided by BioMedTracker



THOMSON REUTERS™