

# THOMSON REUTERS STOCKREPORTS+

THE COMPREHENSIVE SOURCE FOR ANALYTICS AT THE STOCK, INDUSTRY, PORTFOLIO, AND MARKET LEVELS

Optimize your investment selection process. Generate compelling ideas and get time-saving research capabilities with Thomson Reuters StockReports+. We combine our independent research, ratings, and market data for companies within the United States, Canada, the United Kingdom, and the Asia-Pacific region. We place current data into historical context for a more accurate forecasting of a security's performance.

Stock ratings are provided on a scale of one to ten, with clear detail of the data and calculations that comprise the ratings. Our ratings are based on six components – quantitative assessments of key trends on earnings, fundamental, relative valuation, risk, price momentum, and insider trading. StockReports+ offers enhanced analysis of security pricing, valuation, and fundamental metrics relative to actual market performance. An automated text-generation system provides specific stock and industry highlights. Unique content, such as stock seasonality and extensive insider trading analysis with proven insider scores, is available throughout the reports.

## ESSENTIAL DATA AND ANALYSIS FOR INTELLIGENT FINANCIAL DECISIONS

StockReports+ includes an abundance of detail driven reports in four different reporting sections.

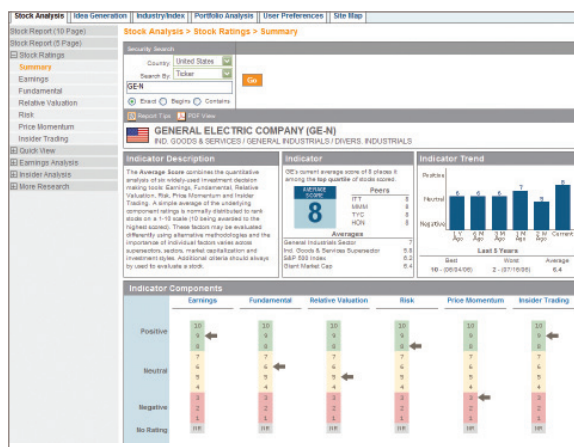
The reports can be viewed in HTML format, printed in PDF format, or exported into Microsoft® Excel for further data analysis.

- Stock Analysis displays a thorough picture of a company's performance and outlook and includes 10-page and 5-page versions of the Thomson Reuters Stock Report with ratings and the supporting data elements.
- Idea Generation reveals potential candidates through broad level research of the overall market using common financial metrics.
- Industry/Index allows for easy analysis of companies within leading indexes and sectors defined by the Thomson Reuters Business Classification (TRBC) schema.
- Portfolio Analysis includes detailed information on the individual stocks within customized portfolios.


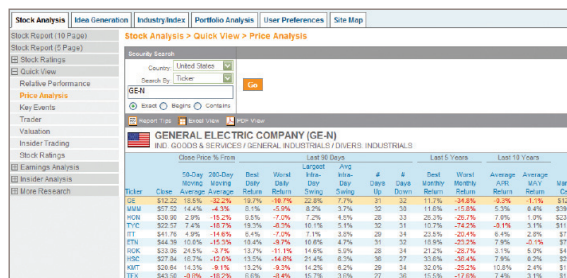
StockReports+ is available on Thomson ONE or as a standalone web solution. Individual reports can also be integrated into client applications.

## KEY BENEFITS

- Conduct in-depth analysis of more than 4,400 US companies; 3,000 Canadian companies and 1,600 U.K.
- Our Asia-Pacific coverage includes 14,000 companies across 14 countries, including – 1,600 Australian; 2,200 Chinese; 3,200 Japanese and 1,700 South Korean
- Use Thomson Reuters Stock Ratings and drill down into each component for further analysis
- Compare a company's key metrics to those of its ten closest peers
- View highlights from Thomson Reuters automated text-generation system that identify the most noteworthy data
- Build custom portfolios and track your selected companies
- Print in PDF format or easily export key data elements into Microsoft Excel and customize the data to meet your needs
- Rely on timely data with daily updates and weekly calculation of stock ratings
- Select report tips and glossary items that clearly define report criteria and fields



Independent research and ratings from a sophisticated product driven entirely by market data.



Detailed reports highlight essential research and provide a full range of idea generation tools.

Send us a sales inquiry at:  
[financial.thomsonreuters.com/sales](http://financial.thomsonreuters.com/sales)

Read more about our products at:  
[financial.thomsonreuters.com](http://financial.thomsonreuters.com)

Find out how to contact your local office:  
[financial.thomsonreuters.com/locations](http://financial.thomsonreuters.com/locations)

Access customer service at:  
[financial.thomsonreuters.com/customers](http://financial.thomsonreuters.com/customers)

© Thomson Reuters 2010.  
All rights reserved. 47002036 101

