


HealthLeaders *Media* FACT FILE

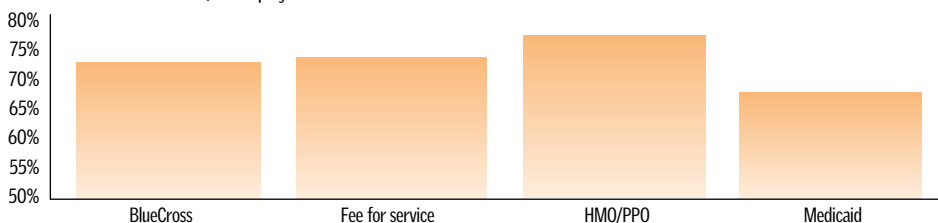
DECEMBER 2009

Gastroenterology Trends

Two pathogens are responsible for severe gastrointestinal distress: rotavirus, which most commonly strikes children, and C. difficile, which affects the elderly. In 2006, the first of two vaccines was introduced for rotavirus and, as expected, hospitalizations have dropped. But at the same time, the death rate and the length of stay for C. difficile patients has increased. 

ROTAVIRUS HOSPITALIZATIONS DECREASE

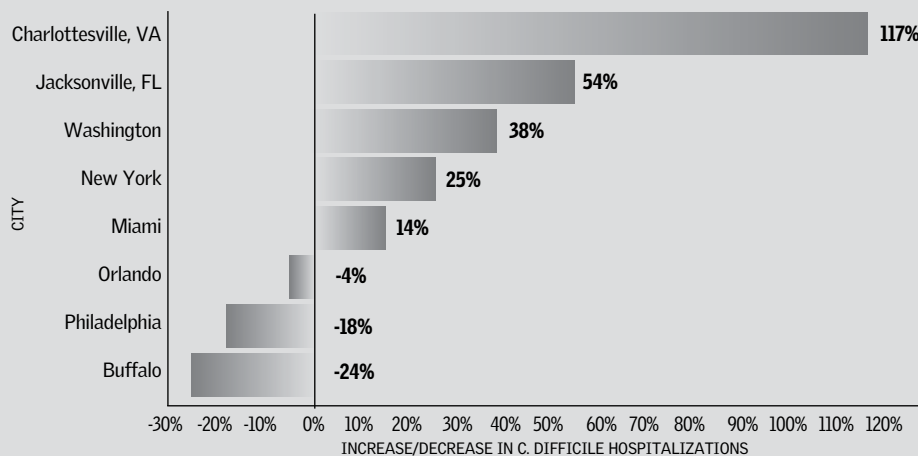
Hospitalizations for rotavirus decreased 72% between 2005 and 2008 after the introduction of the vaccine. All payers saw a decline; however, Medicaid trailed the other payers with a 67% decrease compared with a 77% decrease for HMO/PPO payers and 74% for BCBS and fee for service.



SOURCE: Projected Inpatient Database (PIDB), Thomson Reuters.

C. DIFFICILE HOSPITALIZATIONS VARY

While deaths rates and hospital lengths of stay are trending upward, the rate of hospitalization for C. difficile has shown significant variation between 2005 and 2008, based on metro area.

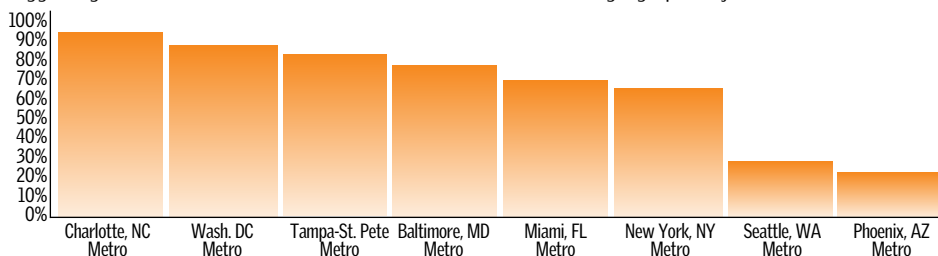


SOURCE: Projected Inpatient Database (PIDB), Thomson Reuters.

ROTAVIRUS DECREASE VARIES BY CITY

While the overall decline in hospitalizations for rotavirus was 72%, the rate of decrease varied significantly by metropolitan area. Charlotte, NC, saw a 94% decrease in cases, while Phoenix only had a 22% decrease, suggesting that distribution and administration of the vaccine varies geographically.

SPONSORED SUPPLEMENT



SOURCE: Projected Inpatient Database (PIDB), Thomson Reuters.

Colorectal Cancer Screening

There is considerable variation, by demographic background, of the percentage of adults aged 50 and over who have had a sigmoidoscopy (within the past 5 years) or colonoscopy (within the past 10 years), procedures that are common in the gastroenterology practice.

Characteristic % Sigmoidoscopy or Colonoscopy

Gender

Male 44.6%
Female 42.0%

Age (years)

50-64 37.7%
65 and older 49.5%

Race/Ethnicity

White (non-Hispanic) 45.8%
African American (non-Hispanic) 36.9%
Hispanic/Latino 28.3%
American Indian/Alaska Native 31.7%
Asian 28.3%

Education (years)

11 or fewer 32.4%
12 39.9%
13-15 46.3%
16 or more 53.7%

Health Insurance Coverage

Yes 45.0%
No 13.1%

Immigration

Born in US 44.7%
Born in US Territory 43.4%
In US less than 10 years 13.6%
In US 10 years or more 31.3%

Total 43.1%

SOURCE: National Health Interview Survey Public Use Data File 2005, National Center for Health Statistics, CDC, 2006; www.cancer.org/downloads/STT/F861708_finalforweb.pdf

Upcoming Topic:
» Inpatient Trends.

FACT FILE PARTNER:

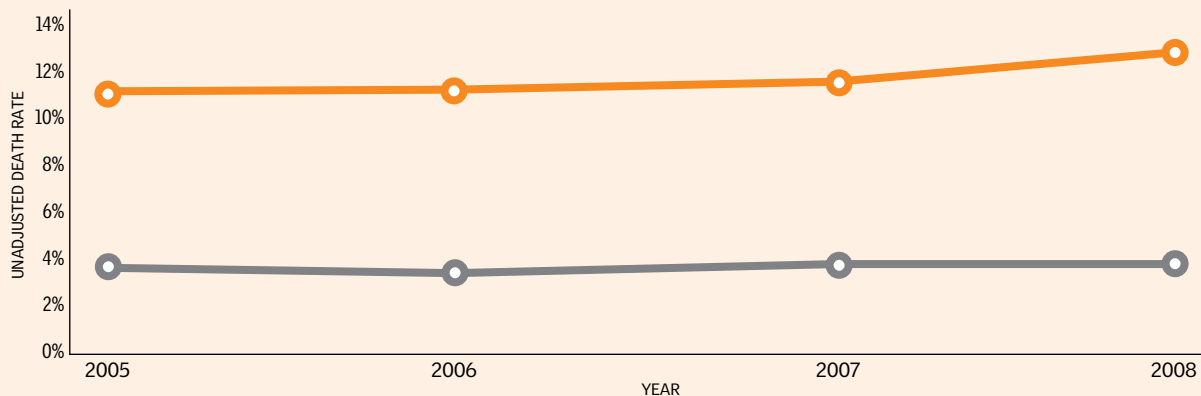


THOMSON REUTERS

thomsonreuters.com/healthcare

C. DIFFICILE: RISING DEATH RATES

Hospitalization rates for C. difficile have been increasing in recent years, with rates doubling between 1997 and 2003, according to the CDC, and continuing to grow another 14% between 2005 and 2008. The disease also appears to be more virulent, with the death rate increasing around 4% for patients with a primary diagnosis for C. difficile, and nearly 13% for patients with a secondary diagnosis of C. difficile.

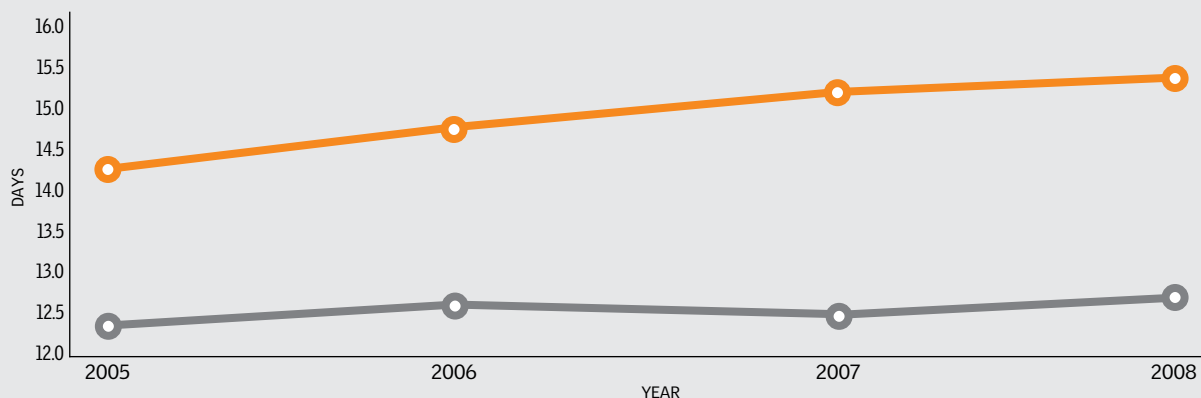


SOURCE: Projected Inpatient Database (PIDB), Thomson Reuters.

SDx death rate PDx death rate

C. DIFFICILE: RISING AVERAGE LENGTH OF STAY

Further indication of the increasingly virulent nature of the C. difficile cases is seen in the average lengths of stay, which for secondary diagnosis cases has risen 8% between 2005 and 2008, from 14.3 to 15.4 days. The increase for all diagnoses, too, has increased, by about 2.4%, from just under 12.4 days to nearly 12.7 days.

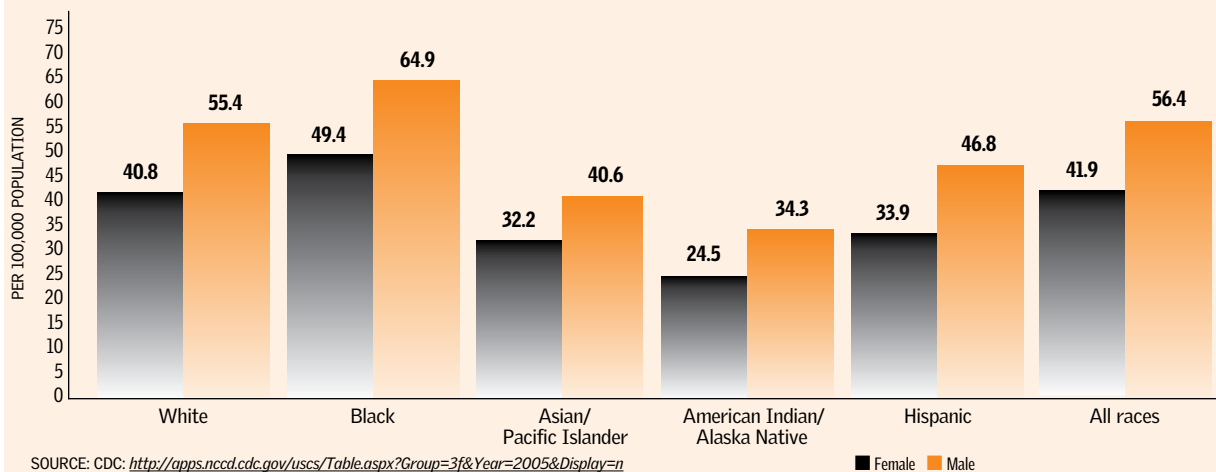


SOURCE: Projected Inpatient Database (PIDB), Thomson Reuters.

SDx only All C. difficile Dx

COLON AND RECTAL CANCER RATES VARY

The incidence rates per 100,000 population for colon and rectal cancer varies notably based on demographic categories of gender and race, according to these 2005 CDC statistics.



SOURCE: CDC: <http://apps.nccd.cdc.gov/uscs/Table.aspx?Group=3f&Year=2005&Display=n>

Female Male

